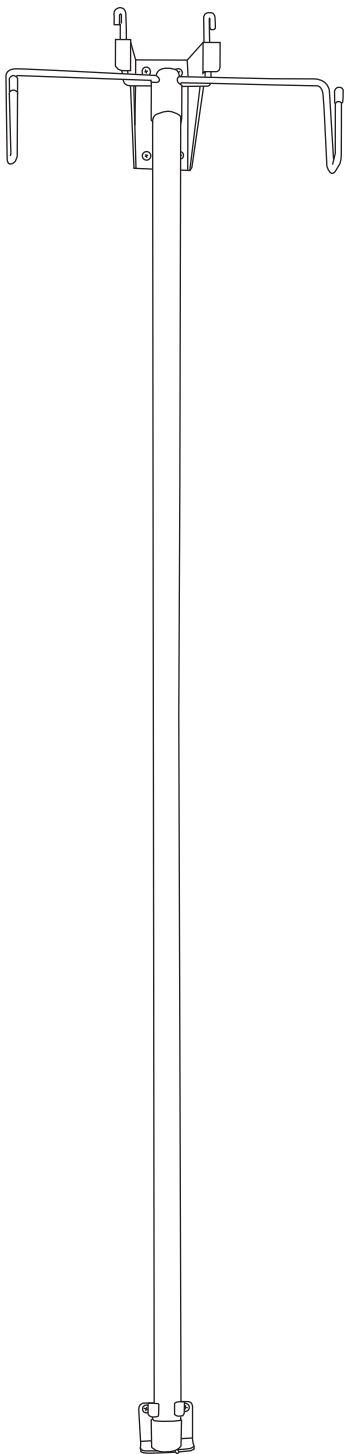


# TRIDENT HOLDER

## INSTRUCTION MANUAL

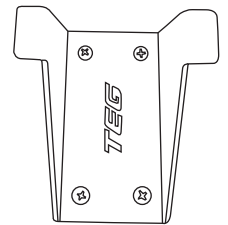
SUITS PALLET ANGLE AND CHAIN ANGLE TRIDENT TOOLS

[www.tegral.com.au](http://www.tegral.com.au)



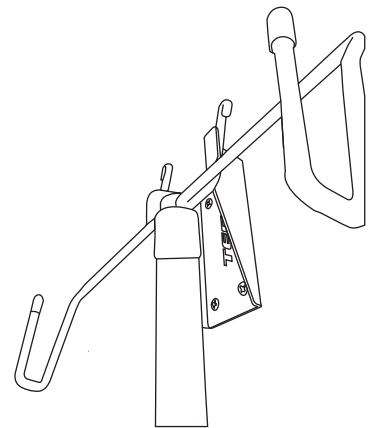
**1**

FIX THE TOP PIECE TO THE WALL.



**2**

POSITION THE TRIDENT IN THE TOP PIECE AND PUSH IT UPWARDS.



**3**

POSITION THE BOTTOM PIECE UP AGAINST THE BOTTOM OF THE TRIDENT AND FIX.

